

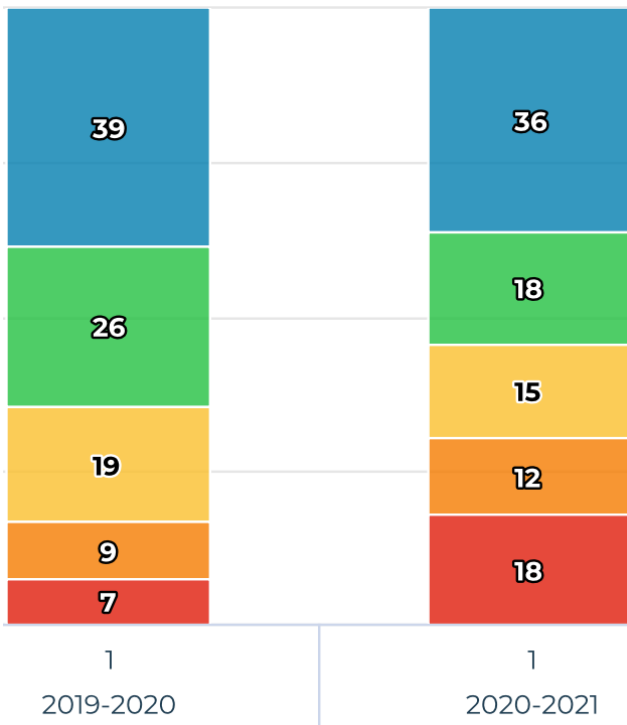
Aggregate Data

Across the Kern High School District, Bakersfield City School District, and Panama Buena-Vista Union School District — representing 45 percent of the K-12 students in Kern County — the percentage of students in grades 6-12 who received Ds or Fs during the fall 2020 semester **increased by 14 percent** compared to fall 2019. **(Figure 1.2)**

Data show that certain student groups are seeing an even sharper decline in academic achievement. **(Figure 1.2)**

- Socio-economically disadvantaged (SED): +17%
- English Language Learners (EL): +19%
- Students with Disabilities: +16%
- Students who are both SED & EL: +22%

FIGURE 1.1



● A ● B ● C ● D ● F

FIGURE 1.2



● A ● B ● C ● D ● F



Kern High School District

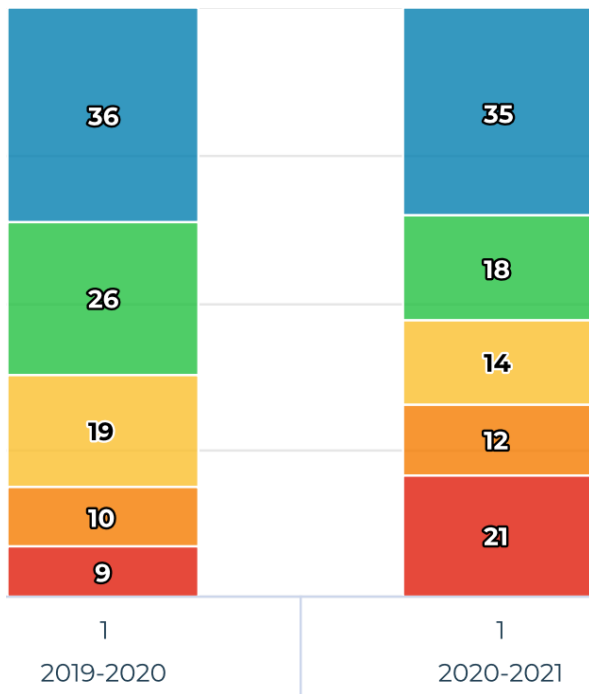
The Kern High School District is Kern County's largest school district representing 21 percent of the K-12 students in Kern County.

The percentage of students in grades 9-12 who received Ds or Fs during the fall 2020 semester **increased by 14 percent** compared to fall 2019. **(Figure 2.1).**

Data show that certain student groups are seeing an even sharper decline in academic achievement. **(Figure 2.2)**

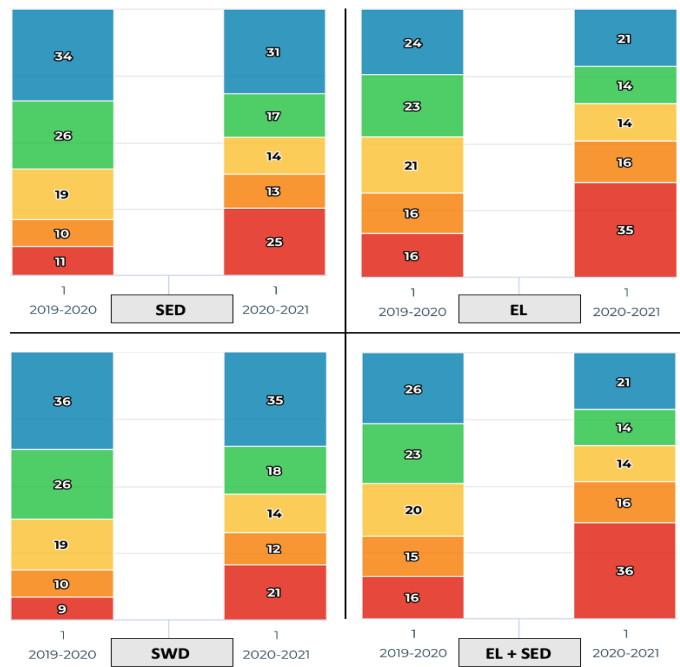
- Socio-economically disadvantaged (SED): +17%
- English Language Learners (EL): +19%
- Students with Disabilities: +14%
- Students who are both SED & EL: +21%

FIGURE 2.1



● A ● B ● C ● D ● F

FIGURE 2.2



● A ● B ● C ● D ● F



Bakersfield City School District

Bakersfield City School District is Kern County's largest elementary school district representing 16 percent of the K-12 students in Kern County.

During the 2020-21 school year, BCSD transitioned to a trimester system. The percentage of students in grades 6-8 who received Ds or Fs during the fall 2020 first trimester **increased by 17 percent** compared to first semester 2019. **(Figure 3.1).**

Data show that certain student groups are seeing an even sharper decline in academic achievement. **(Figure 3.2)**

- Socio-economically disadvantaged (SED): +16%
- English Language Learners (EL): +20%
- Students with Disabilities: +14%
- Students who are both SED & EL: +20%

FIGURE 3.1

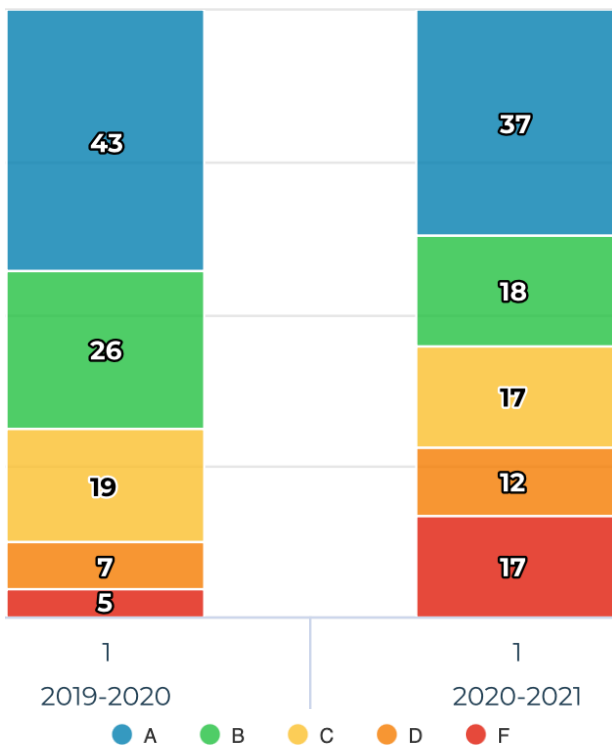


FIGURE 3.2





Panama Buena-Vista Union School District

The **Panama Buena-Vista Union School District** represents 10 percent of the K-12 students in Kern County.

The percentage of students in grades 6-8 who received Ds or Fs during the fall 2020 semester **increased by 13 percent** compared to fall 2019. **(Figure 4.1).**

Data show that certain student groups are seeing an even sharper decline in academic achievement. **(Figure 4.2).**

- Socio-economically disadvantaged (SED): +14%
- English Language Learners (EL): +20%
- Students with Disabilities: +13%
- Students who are both SED & EL: +22%

FIGURE 4.1

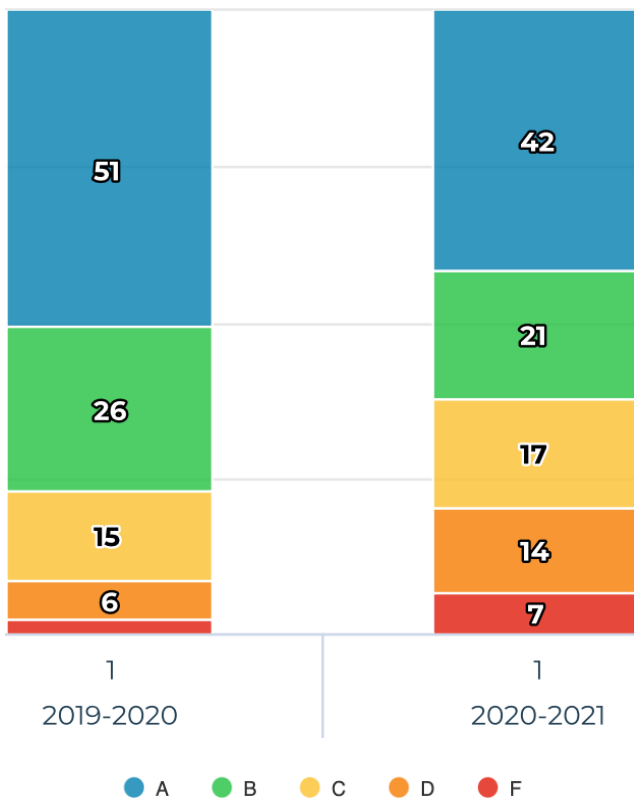


FIGURE 4.2

